


浙江酷卡琪工贸有限公司 XB-29零件图册详细清单 (parts)

爆炸图

FIG.1 ENGINE, CARBURETOR AND AIR FILTER ASSY. 发动机、化油器、空滤器总成



REF. No.	PART No.	老代码	DESCRIPTION	QTY Per Bike
FIG.1 ENGINE, CARBURETOR AND AIR FILTER ASSY. 发动				
FIG.1-1		YX110LZFW415B01	engine W125CC	1
FIG.1-2			sprocket, engine 420-14T	1
FIG.1-3			locking washer, sprocket	1
FIG.1-4			bolt M6*12	2
FIG.1-5			cover, chain	1
FIG.1-6			bolt, flanged M6*30	1
FIG.1-7			bolt, flanged M6*25	1
FIG.1-8		Y325402D01	lever, gear shift	1
FIG.1-9			bolt M6*20	1
FIG.1-10		FR10005701D01	lever, kick start	1
FIG.1-11			bolt M6*27	1
FIG.1-12		Y21A630001B01	manifold, air intake	1
FIG.1-13			gasket, air intake 1	1
FIG.1-14			gasket, CARBURETOR	1
FIG.1-15			spacer, (composite plastic)	1
FIG.1-16			bolt, flanged M6*20	2
FIG.1-17			bolt, flanged M6*30	2
FIG.1-18		Y80A5801	carburetor PZ22	1
FIG.1-19		Y805901B01	air filter	1
FIG.1-20	发动机不同, 隔套有差别	Y87361401W02	spacer $\Phi 8.5 \times \Phi 18 \times 10$	1
国标螺栓件查询网站: http://www.164580.com/biaozhun/				
轴承件查询网站: http://c.zcwz.com/				
零部件总计金额USD:				

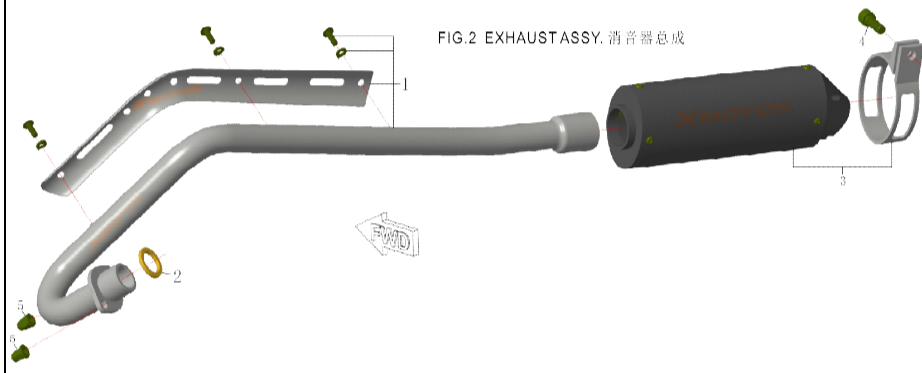


FIG.2 EXHAUST ASSY. 消音器总成

FIG.2 EXHAUST ASSY. 消音器总成				
FIG.2-1		Y386201b	muffler pipe assy.	1
FIG.2-2		Y80620004	seal, exhaust	1
FIG.2-3		Y806203B01	muffler assy.	1
FIG.2-4		G701M825125G	bolt M8*25	1
FIG.2-5		Y80370009G02	nut M6	2
零部件总计金额USD:				

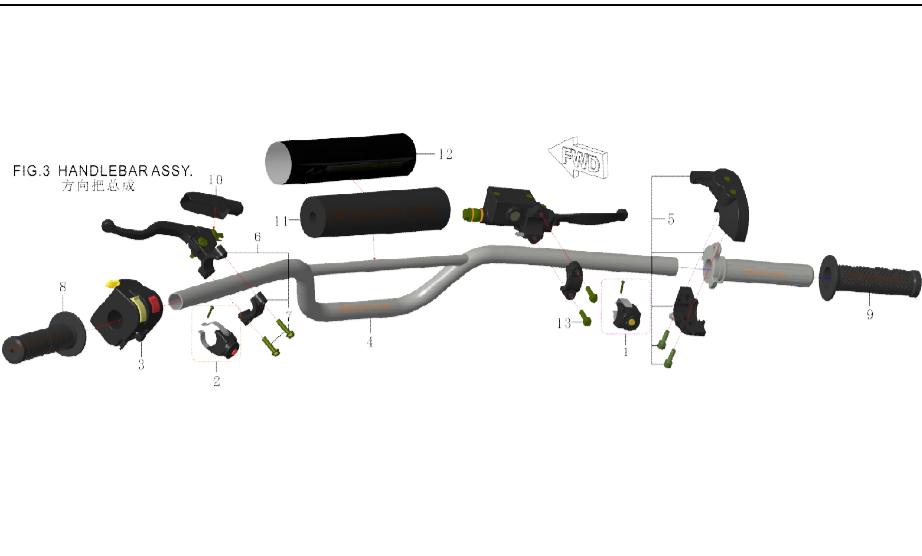


FIG.3 HANDLEBAR ASSY. 方向把总成				
FIG.3-1		Y377903a	star switch	1
FIG.3-2		Y377904a	stop switch	1
FIG.3-3	选配	Y387911	switch, control (Optional Parts)	1
FIG.3-4		Y87110001B02B	handel bar	1
FIG.3-5		Y271101B01	housing, throttle, assy.	1
FIG.3-6		Y311102B01	lever, clutch assy.	1
FIG.3-7			bolt, flanged M6*22	2
FIG.3-8		Y37110010B01	grip, LH	1
FIG.3-9		Y37110011B01	grip, RH	1
FIG.3-10		Y37340008B01	lever, clutch grip	1
FIG.3-11		Y31110007B01	foam padding, crossbar	1
FIG.3-12		Y3011000804	cover, foam padding	1
FIG.3-13			bolt, flanged M6*22	2
零部件总计金额USD:				

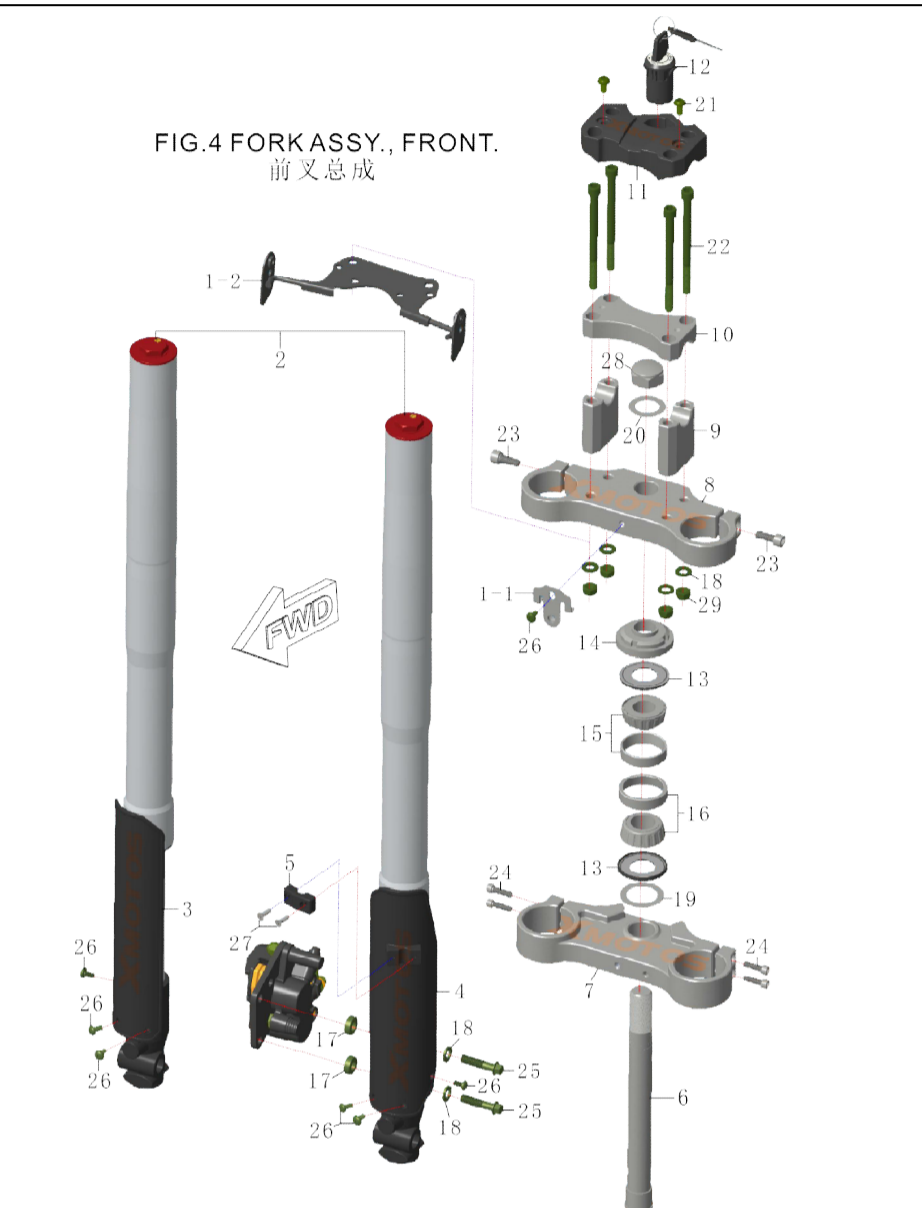


FIG.4 FORK ASSY., FRONT. 前叉总成				
FIG.4-1-1	安装号码牌用	Y33B360028S02B	bracket, number plate	1
FIG.4-1-2	安装大灯支架用	Y293602B02B	bracket, headlight, top	1
FIG.4-2		Y381401S01K	adjustable inverted fork	1
FIG.4-3		Y38210003B01	guard, fork, RH (protector)	1
FIG.4-4		Y38210002B01	guard, fork, LH (protector)	1
FIG.4-5		Y38210002B01	bracket, brake hose	1
FIG.4-6		Y38130007aL	steering stem $\Phi 25 \times M22 \times 240mm$	1
FIG.4-7		Y33130005S01	triple clamp, bottom	1
FIG.4-8		Y80C130003aS01	triple clamp, top	1
FIG.4-9		Y31130001S01J	riser, handle bar, bottom $\Phi 22$	1
FIG.4-10		Y31130002aS01J	riser, handle bar, top $\Phi 22$	1
FIG.4-11		Y31210017B01	cover, key switch	1
FIG.4-12		Y31780101	key switch	1
FIG.4-13		Y31370001	seal, dust, steering stem	2
FIG.4-14		Y80370016W02	locking nut M22*1	1
FIG.4-15		G297Y32022	bearing /320/22	1
FIG.4-16		G297Y320235	bearing /320/23.5	1
FIG.4-17		Y87361401W02	spacer $\Phi 8.5 \times \Phi 18 \times 6$	2
FIG.4-18		G97F8G	flat washer $\Phi 8$	6
FIG.4-19		Y32370002W02	flat washer $\Phi 25 \times \Phi 36 \times 0.8$	1
FIG.4-20		Y31370002W02	flat washer $\Phi 22.5 \times \Phi 36 \times 0.6$	1
FIG.4-21		G702M610G	bolt M6*10	2
FIG.4-22		G701M8105125G	bolt M8*105*1.25	4
FIG.4-23		联板自带	bolt M8*20	2
FIG.4-24		联板自带	bolt M6*20	4
FIG.4-25		G16674M835125G	bolt, flanged M8*35	2
FIG.4-26		G823M510G	bolt M5*10	7
FIG.4-27		G846ST4816X	bolt ST4.8*16	2
FIG.4-28		Y31370009D01	nut, M22*1	1
FIG.4-29		G889M8G	nut, locking M8	4
FIG.4-30				
零部件总计金额USD:				

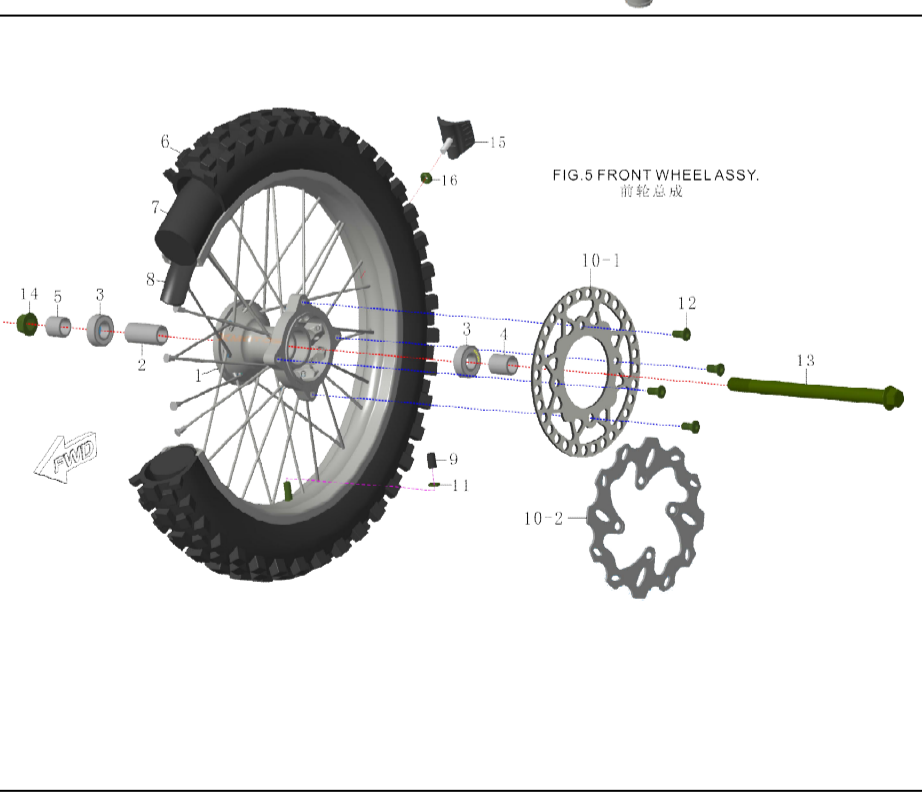


FIG.5 FRONT WHEEL ASSY. 前轮总成				
FIG.5-1		Y821601B01	rim assy. Front, 1.60*17"	1
FIG.5-2		Y87160105	spacer	1
FIG.5-3		G276S6202RS	front rim bearing 6202-2RS	2
FIG.5-4		Y31160008aW02	spacer $\Phi 15 \times \Phi 22 \times 28$	1
FIG.5-5		Y31280009W02	spacer $\Phi 15 \times \Phi 22 \times 18$	1
FIG.5-6		Y80160002d	tire, front, 70/100/17"	1
FIG.5-7		Y80160003	inner tube, 70/100/17"	1
FIG.5-8		Y31160004a	inner tube protector band	1
FIG.5-9		Y37160005B01	cap, air valve	1
FIG.5-10-1	可选配置	Y30170001	disc, brake, front $\Phi 210$	1
FIG.5-10-2	可选配置	Y29170001	disc, brake, front $\Phi 210$	1
FIG.5-11		G6170M8G	nut M8	1
FIG.5-12		Y80370006G02	bolt M8*16	4
FIG.5-13		Y80160001W02	bolt M14*215 (9.8B)	1
FIG.5-14		G6187M14150G	nut, flanged, locking M14	1
FIG.5-15		Y37160006	locking, inner tube	1
FIG.5-16		G6170M8G	nut M8	1
FIG.5-17				
FIG.5-18				
零部件总计金额USD:				

FIG.6 REAR WHEEL ASSY. 后轮总成

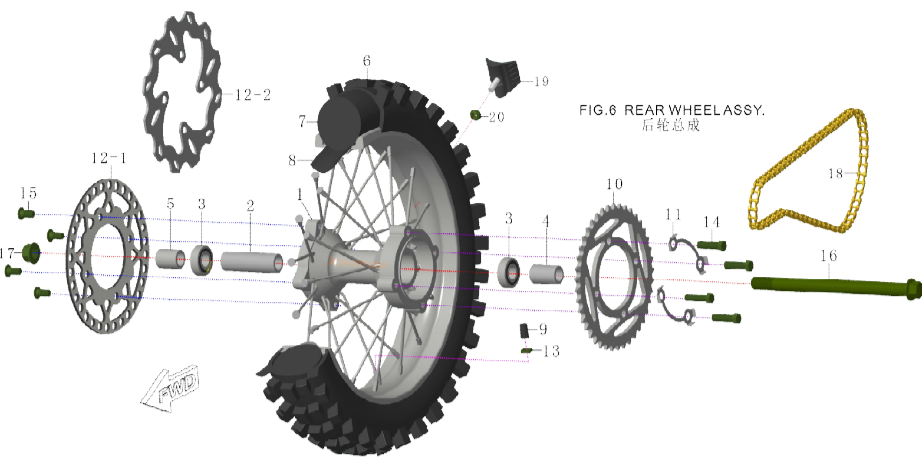


FIG.6-1		Y802801bB01	rim, rear assy. 1.85*14"	1
FIG.6-2		Y38280305	spacer	1
FIG.6-3		G276S6202RS	front rim bearing 6202-2RS	2
FIG.6-4		Y30160007aW02	spacer $\Phi 15^* \Phi 22^* 35$	1
FIG.6-5		Y21D280009W02	spacer $\Phi 15^* \Phi 22^* 23$	1
FIG.6-6		Y30280002a	tire, rear, 90/100/14"	1
FIG.6-7		Y30280003a	inner tube, 90/100/14"	1
FIG.6-8		Y30280004	inner tube protector band	1
FIG.6-9		Y37160005B01	cap, air valve	1
FIG.6-10		Y8728001042841B01	sprocket, rear,428-41T	1
FIG.6-11		Y80360006W02	locking washer, sprocket	2
FIG.6-12-1	可选配置	Y80C290001	disc, brake, front $\Phi 200$	1
FIG.6-12-2	可选配置	Y29290001	disc, brake, front $\Phi 200$	1
FIG.6-13		G6170M8G	nut M8	1
FIG.6-14		G5783M830125G	bolt M8*30	4
FIG.6-15		Y80370006G02	bolt M8*16	4
FIG.6-16		Y80160001W02	bolt M14*215 (9.8B)	1
FIG.6-17		G6187M14150G	nut, flanged, locking M14	1
FIG.6-18		G14212L428114a	chain 428-114L	1
FIG.6-19		Y32280006	locking, inner tube	1
FIG.6-20		G6170M8G	nut M8	1
FIG.6-21				
FIG.6-22				

零部件总计金额USD:

REAR SHOCK AND REAR SWING ARM ASSY. 后减震/后平

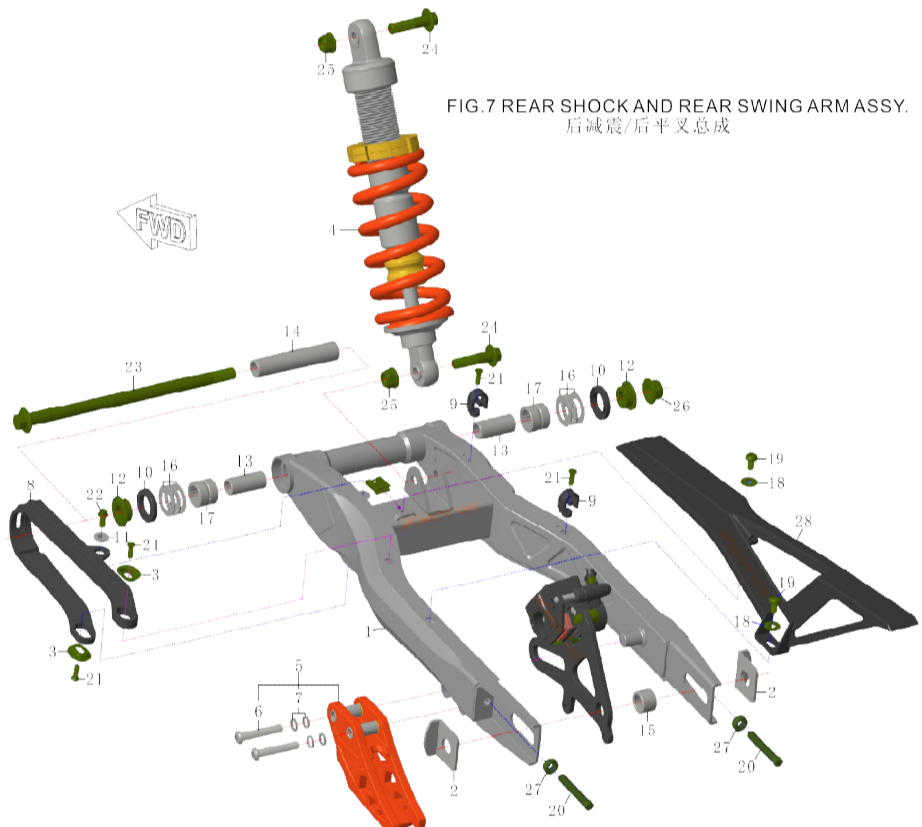


FIG.7-1		Y292603S02B	swing arm, rear, black	1
FIG.7-2		Y21D260018W02	adjuster, wheel	2
FIG.7-3		Y37370007G02	washer, oval	2
FIG.7-4		Y292701W01K	rear shock,315mm	1
FIG.7-5		Y29340003C01	guide, chian, assy.	1
FIG.7-6		链条导向胶自带	bolt M8*45	2
FIG.7-7		链条导向胶自带	lock washer $\Phi 8$	4
FIG.7-8		Y30340002B01	slider, chain, swing arm	1
FIG.7-9		Y31210021B01	bracket, brake hose	2
FIG.7-10		G9877F20325	seal, dust 20*32*5	2
FIG.7-11		Y37360003aW02	spacer $\Phi 7^* \Phi 9^* \Phi 15^* 4.5$	1
FIG.7-12		Y31260002G02	spacer $\Phi 12^* \Phi 20^* \Phi 28^* 10$	2
FIG.7-13		Y30260003	spacer $\Phi 12^* \Phi 17^* 35$	2
FIG.7-14		Y31260003L	spacer $\Phi 12.5^* \Phi 18^* 94.5$	1
FIG.7-15		Y30280008W02	spacer $\Phi 15^* \Phi 22^* 15$	1
FIG.7-16		G4663TAXK1730	bearing AXK1730/AS1730	2
FIG.7-17		G5801GNK1720	bearing NK17/20	2
FIG.7-18		G96F6G	flat washer $\Phi 6$	2
FIG.7-19		G702M612G	bolt M6*12	2
FIG.7-20		Y37370013G02	rear jack bolts M8*50	2
FIG.7-21		G819M512G	bolt M5*12	4
FIG.7-22		G819M612G	bolt flanged M6*12	3
FIG.7-23		Y31260001G	bolt, flanged M12*225(9.8)	1
FIG.7-24		G16674M1040125G	bolt flanged M10*40*1.25	2
FIG.7-25		G6187M10125G	nut, flanged, locking M10	2
FIG.7-26		G6187M12125G	nut, flanged, locking M12	1
FIG.7-27		Y37370012G02	bolt M8 S=12(T=5mm)	2
FIG.7-28		Y37220001B01	guard, chain	1

零部件总计金额USD:

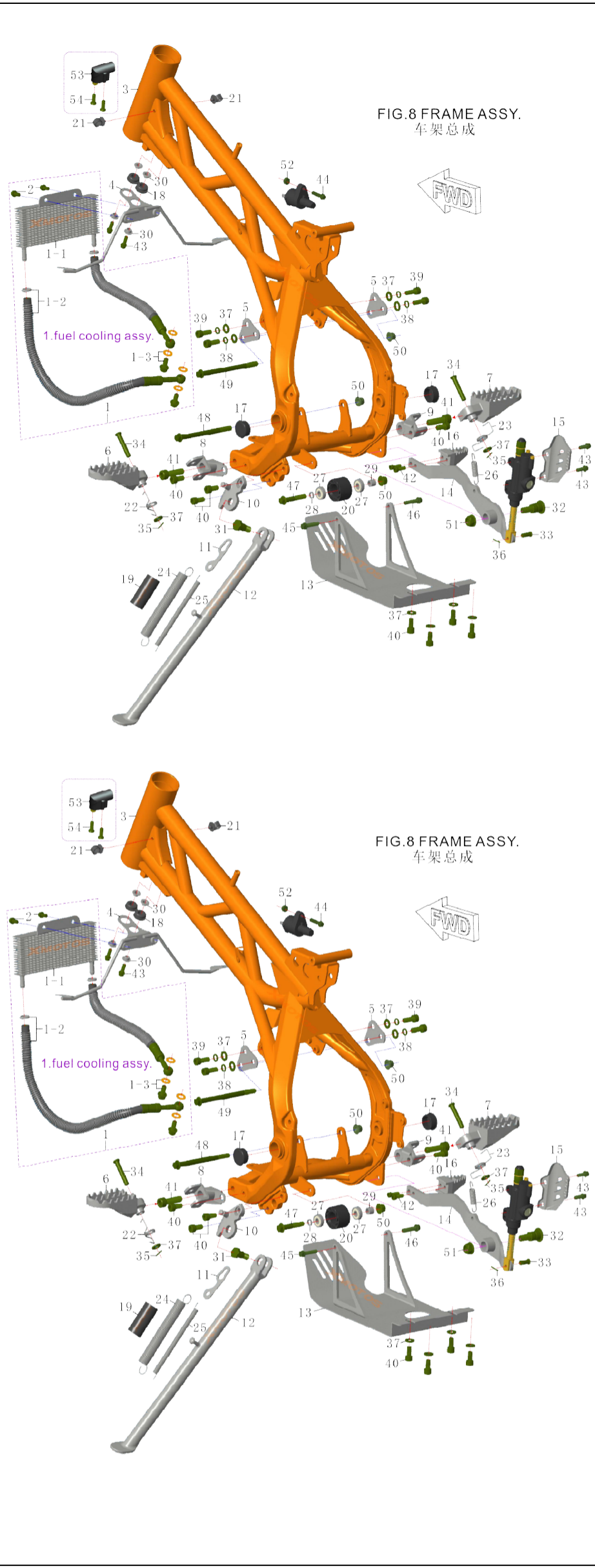


FIG.8 FRAME ASSY. 车架总成				
配油冷器发动机专用件				
FIG.8-1		配油冷器发动机专用	fuel cooling assy.	1
FIG.8-1-1		GP506704S01	oil cooler	1
FIG.8-1-2		GP506705	油冷器油管组件	2套
FIG.8-1-3		GP506710	冷器螺栓组件 (螺栓2只, 垫片4只)	2套
FIG.8-2	安装油冷器固定用	G16674M612G	bolt flanged M6*12	2
FIG.8-3		Y291802C02B	frame	1
FIG.8-4		Y29360050S02B	bracket, fairing, fuel tank	1
FIG.8-5		Y29180801S02B	bracket, engine, top	2
FIG.8-6		Y31240001S02B	foot rest, LH	1
FIG.8-7		Y31240002S02B	foot rest, RH	1
FIG.8-8		Y29240003S02B	bracket, foot rest, LH	1
FIG.8-9		Y29240004S02B	bracket, foot rest, RH	1
FIG.8-10		Y29230201S02B	bracket, kick stand	1
FIG.8-11		Y31230004W02	bracket, spring, kick stand	1
FIG.8-12		Y3123020bS02B	kick stand	1
FIG.8-13	配脚启动发动机专用	Y801804S02B	engine skid plate (protector)	1
FIG.8-13	配电启动发动机专用	Y871804S02B	engine skid plate (protector)	1
FIG.8-14		Y29250001S02B	lever, brake, rear	1
FIG.8-15		Y29360040S02B	master cylinder, rear, top (protector)	1
FIG.8-16		Y31250002S01	brake lever tip (alloy)	1
FIG.8-17		Y38340022B01	rubber plug	2
FIG.8-18		Y31340033B01	grommet, round	2
FIG.8-19		Y39340031	cover, spring	1
FIG.8-20		Y37260015B01	roller, guide, chain	1
FIG.8-21		Y388003B01	Cable buckle Φ14	2
FIG.8-22		Y31360037X	spring, foot rest, LH	1
FIG.8-23		Y31360038X	spring, foot rest, RH	1
FIG.8-24		Y37360002W02	main kick stand spring	2
FIG.8-25		Y37360002aW02	auxiliary kick stand spring	1
FIG.8-26		Y33360002W02	spring, lever, brake, rear	1
FIG.8-27		G276S608RS	bearing 608RS	2
FIG.8-28		Y313614W02	Spacer Φ8*Φ12*3	1
FIG.8-29		Y313614aW02	spacer Φ8*Φ12*10	1
FIG.8-30		Y37360003aW02	spacer Φ7*Φ9*Φ15*4.5	4
FIG.8-31		Y31370011G02	bolt FBM10*25	1
FIG.8-32		Y37A370010G02	bolt M10*20*L39mm	1
FIG.8-33		G882F616G	pin, lever, brake	1
FIG.8-34		G882F838G	pin, rod Φ8*38	2
FIG.8-35		G91F1620G	cotter pin Φ1.6	2
FIG.8-36		G91F225G	cotter pin Φ2	1
FIG.8-37		G97F8G	flat washer Φ8	10
FIG.8-38		G93F8G	lock washer Φ8	4
FIG.8-39		G701M820125G	bolt M8*20	4
FIG.8-40		G701M816125G	bolt M8*16	8
FIG.8-41		G701M103515G	bolt M10*35	2
FIG.8-42		G701M616G	bolt M6*16	2
FIG.8-43		G16674M616G	bolt, flanged M6*16	4
FIG.8-44		G16674M625G	bolt, flanged M6*25	1
FIG.8-45	七螺栓需按发动机来配长短	G16674M625G	bolt, flanged M6*25	1
FIG.8-46	七螺栓需按发动机来配长短	G16674M625G	bolt, flanged M6*25	1
FIG.8-47		G16674M845125G	bolt, flanged M8*45	1
FIG.8-48		G16674M8105125GJ	bolt, flanged M8*105	1
FIG.8-49		G16674M8120125GJ	bolt, flanged M8*120	1
FIG.8-50		G6187M8G	nut, flanged, locking M8	3
FIG.8-51		G6187M10125G	nut, flanged, locking M10	1
FIG.8-52		G889M6G	nut M6	1
FIG.8-53	客户定制需求配置	Y31780101d	lock frame	1
FIG.8-54	客户定制需求配置	G823M510G	bolt M5*12	2
FIG.8-55				
FIG.8-56				
FIG.8-57				
FIG.8-58				
FIG.8-59				
零部件总计金额USD:				

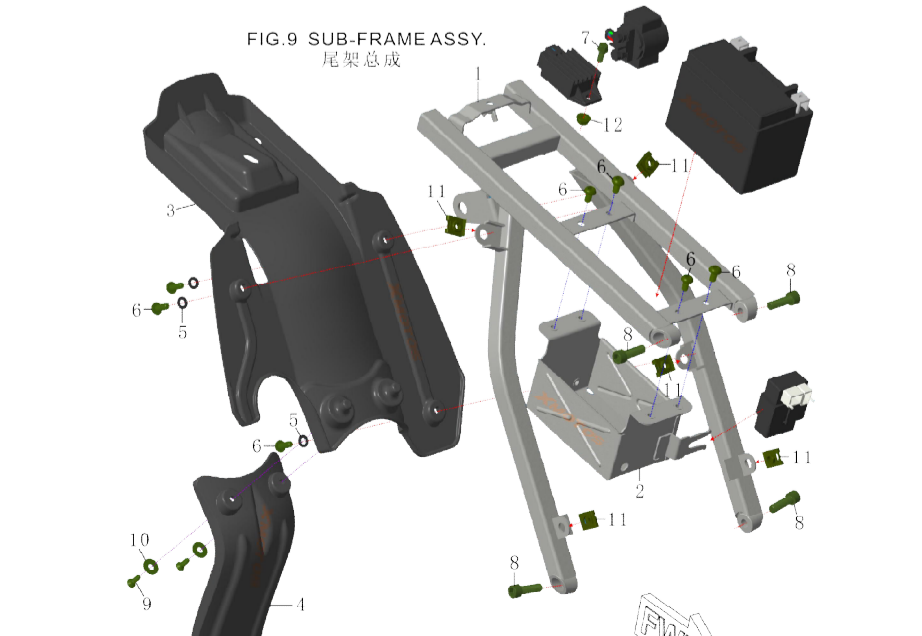


FIG.9 SUB-FRAME ASSY.尾架总成				
FIG.9-1		Y293001C02B	sub-frame	1
FIG.9-2		Y298102S02RU15	Bracket, Battery	1
FIG.9-3		Y29310002B01	fender, rear, top	1
FIG.9-4		Y29310002AB01	fender, rear, bottom	1
FIG.9-5		GT401A2402aB01	Plastic gasket Φ6*Φ12*1.2	3
FIG.9-6		G702M616G	bolt M6*16	7
FIG.9-7		G16674M616G	bolt, flanged M6*16	1
FIG.9-8		G701M825125G	bolt M8*25	4
FIG.9-9		G845ST4212G	bolt ST4.2*12	2
FIG.9-10		G96F6G	flat washer Φ6	2
FIG.9-11		Y37370014G02	nut M6	4
FIG.9-12		G889M6G	nut M6	1




FIG.10 BRAKE ASSY., FT & RR
前后碟刹器总成

零部件总计金额USD:

FIG.10 BRAKE ASSY., FT & RR 前后碟刹器总成

FIG.10-1	Y291701B01	brake assy., front	1
FIG.10-2	Y302901cB01	brake assy., rear	1

零部件总计金额USD:



FIG.11 FENDER AND SEAT ASSY.
外罩总成/坐垫

FIG.11 FENDER AND SEAT ASSY. 外罩总成/坐垫

FIG.11-1	Y293201B01	seat	1
FIG.11-2	Y29150001W01	fender, front	1
FIG.11-3	Y29210001W01	number plate, front,	1
FIG.11-4	Y29210004W01	fairing, fuel tank, LH	1
FIG.11-5	Y29210005W01	fairing, fuel tank, RH	1
FIG.11-6	Y29310001W01	fender, rear	1
FIG.11-7	G96F6G	flat washer Φ6	6
FIG.11-8	G702M616G	bolt M6*16	6
FIG.11-9	G702M610G	bolt M6*10	10
FIG.11-10	GT401A2402aB01	Plastic gasket Φ6*Φ12*1.2	10
FIG.11-11	G97F8G	flat washer Φ8	1
FIG.11-12	TG0012520W	nut M8	1

零部件总计金额USD:

FIG.12 FRONT HEADLIGHT ASSY. 前大灯总成 (可选配器)

FIG.12-1	Y293602B02B	bracket, headlight,top	1
FIG.12-2	Y293602aB02B	bracket, headlight,bottom	1
FIG.12-3	Y382001W01RU15	cover, headlight	1
FIG.12-4		headlight, front	1
FIG.12-5	Y31340033B01	grommet, round	4
FIG.12-6	Y37360003aW02	spacer Φ7*Φ9*Φ15*4.5	8
FIG.12-7	G16674M625G	bolt, flanged M6*25	4
FIG.12-8	G16674M612G	bolt flanged M6*12	1
FIG.12-9	Y38370020	bolt FB M6-20*10*L35	2
FIG.12-10	G889M6G	nut M6	4
FIG.12-11	Y37370014G02	nut M6	1

零部件总计金额USD:



FIG.12 FRONT HEADLIGHT ASSY.
前大灯总成

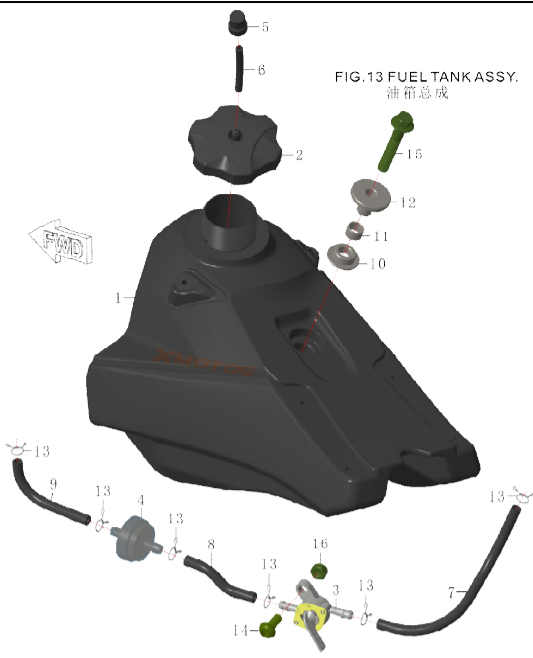


FIG.13 FUEL TANK ASSY.油箱总成

FIG.13-1		Y291901B01	fuel tank, plastic	1
FIG.13-2		Y291902B01	cap, fuel tank, plastic	1
FIG.13-3		Y301903	pet-cock, fuel	1
FIG.13-4		Y371904a	filter, fuel	1
FIG.13-5		Y37210028B01	cap, breather hose	1
FIG.13-6		Y21A340011aB01	breather hose	1
FIG.13-7			hose	1
FIG.13-8		Y80340011B01	hose	1
FIG.13-9			hose	1
FIG.13-10		Y37360003bW02	spacer $\Phi 7^* \Phi 12.5^* \Phi 18^* 5.2$	1
FIG.13-11		Y37A3614aW02	spacer $\Phi 7^* \Phi 9^* 5.5$	1
FIG.13-12		Y85361403aW02	spacer $\Phi 6^* \Phi 8^* \Phi 22^* 14$	1
FIG.13-13		Y373617G03	clamp, hose	6
FIG.13-14		G702M616G	bolt M6*16	1
FIG.13-15		G16674M635G	bolt M6*35	1
FIG.13-16		G889M6G	nut M6	1
FIG.13-17				
零部件总计金额USD:				

FIG.14 ELECTRICAL ASSY.
电零件




FIG.14 ELECTRICAL ASSY. 电零件

FIG.14-1		Y298001a	wiring harness	1
FIG.14-2		Y21A8101c	battery 12V, 4AH	1
FIG.14-3		Y378202a	solenoid, starter	1
FIG.14-4		Y808301R01	Ignition coil	1
FIG.14-5		Y808401	CDI	1
FIG.14-6		Y21A8501a	rectifier	1

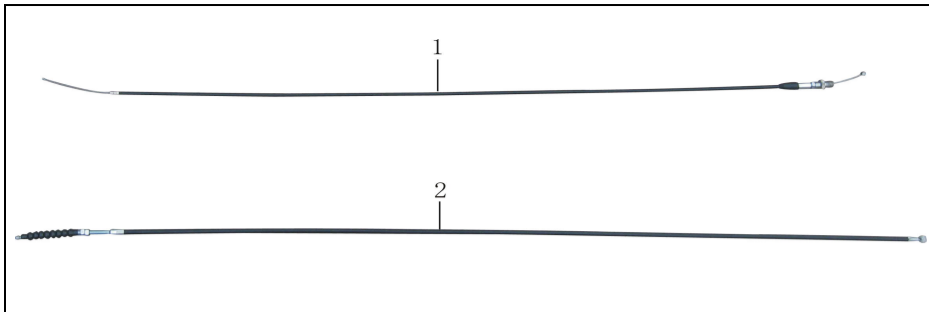


FIG.15 CABLES 拉索

FIG.15-1		Y801202B01	cable, throttle	1
FIG.15-2		Y331201B01	cable, clutch	1

零部件总计金额USD:

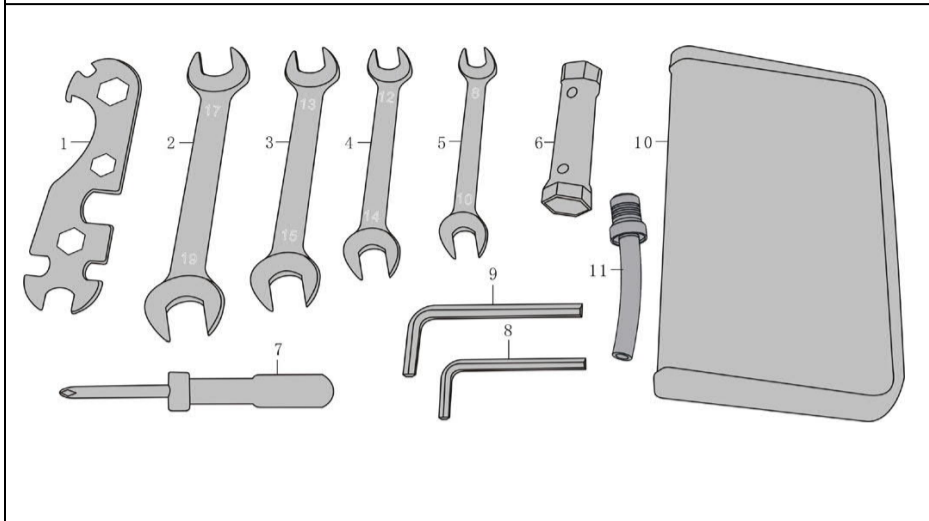


FIG.16 TOOL KIT 随车工具

		Y370401b	tool kit	1
FIG.16-1		Y370407		1
FIG.16-2		Y370402c		1
FIG.16-3		Y370402b		1
FIG.16-4		Y370402a		1
FIG.16-5		Y370402		1
FIG.16-6		Y370403		1
FIG.16-7		Y370404		1
FIG.16-8		Y370405		1
FIG.16-9		Y370405a		1
FIG.16-10		Y370401		1
FIG.16-11				1

零部件总计金额USD:

FIG.17 STICKER KIT 贴花

FIG.17-1		Y37040004a		1
FIG.17-2		Y31040019		1
FIG.17-3		Y320406a		1
FIG.17-4		Y29330101		1
FIG.17-5				1
FIG.17-6				




FIG.18 ATTACHMENT 其他

FIG.18-1		Y37040001		1
FIG.18-2		Y37040002		1
FIG.18-3		Y37040006		1
FIG.18-4		Y21A040011		1
FIG.18-5		XQTSC0003		1
FIG.18-6		Y380501		1
FIG.18-7		YE29081		1
FIG.18-8		YE29082		1
FIG.18-9		YE29083a		1
FIG.18-10		Y37340016B01		
FIG.18-11				

零部件总计金额USD: